


# Smooth Series™

## Architecturally Exposed Riveted Cellular Deck



### A PRODUCT SOLUTION ARCHITECTS & ENGINEERS CAN AGREE ON

**Smooth Series is an architecturally exposed riveted cellular deck that provides clean beam-to-pan connections by replacing traditional welded attachments with aesthetically pleasing riveted attachments.**

#### Features & Benefits:

- Standard offered in galvanized finish, gray and white factory applied bottom side primer available when specified
- Equivalent structural capacity to traditional welded cellular deck
- Uniformly repeated rivet attachments make for an architecturally pleasing product
- Meets performance and capacity requirements in accordance with the 2021 IBC
- Available as an option on many steel deck roof and floor deck profiles

#### Eliminate:

- The need to touch-up burn marks associated with welded attachments
- Surface prep & field applied primer when factory applied primer finish specified
- Inconsistency in appearance of welded attachments
- Unnecessary labor cost and time on job sites

ASC Steel Deck is committed to providing the highest quality products and services in the steel deck industry.



**No burn marks,  
No field touch-ups.**

**When Aesthetics Matter, Specify Smooth Series.**




**Exposed Smooth Series - Unfinished**

**Exposed Welded Cell Deck - Unfinished**

**CLEAN ATTACHMENT SOLUTION FOR CELLULAR STEEL DECK PROFILES**


**Smooth Series – Cellular Floor Deck**




**BFr-36**



**NFr-32**



**2WHFr-36**



**3WxHFr-36**


**Smooth Series – Cellular Roof Acustadek®**




**BFr-36A**



**NFr-32A**



**2WHFr-36A**



**3WxHFr-36A**

Acustadek integrates the strength and adaptability of steel deck with excellent sound absorption properties.