

SMOOTH SERIES: A PRODUCT THAT BOTH ARCHITECTS & ENGINEERS CAN AGREE ON

ASC Steel Deck's Smooth Series is an architecturally exposed riveted cellular deck that provides clean beam-to-pan connections by replacing traditional welded attachments with aesthetically pleasing riveted attachments.

Features of Smooth Series:

- Standard offered in galvanized finish. Gray and white factory applied bottom side primer available when specified.
- Equivalent structural capacity to traditional welded cellular deck
- Uniformly repeated rivet attachments make for an architecturally pleasing product
- Meets performance and capacity requirements in accordance with 2021 IBC

Smooth Series Eliminates:

- The need to touch-up burn marks associated with welded attachments
- Need to surface prep & field apply primer when factory applied primer finish specified
- Inconsistency in appearance of welded attachments
- Unnecessary labor cost and time on job sites

No burn marks, No field touch-ups!

When Aesthetics Matter, Go With Smooth Series!




Exposed Smooth Series - Unfinished




Exposed Welded Cell Deck - Unfinished


Clean Attachment Solution For Cellular Steel Deck Profiles




BHFr-36



NHFr-36



2WHFr-36



3WxHFr-36


Smooth Series – Cellular Floor Deck



BFr-36A



NFr-36A



2WHFr-36A



3WxHFr-36A

Smooth Series – Cellular Roof Acustadek®